



2019, Amory Tower, Marsh Wall, London, E14 9ZN  
£2,700 Per month





2019, Amory Tower, Marsh Wall, London, E14 9ZN

**£2,700 Per month**

Welcome to Amory Tower - Canary Wharf Living Redefined.

Rising 53 storeys above Marsh Wall, Amory Tower is one of East London's most impressive residential addresses. From the moment you arrive, the standard is clear - this is luxury living with a full suite of world-class amenities designed around your lifestyle.

Unwind at The Madison Spa, featuring a 12-metre heated pool, sauna, steam room, and rain shower, or push your limits in the fully equipped gym with sweeping city views. When it's time to socialise, head up to The Highline Club on the 16th floor - a stunning residents' lounge and bar with an open kitchen, private dining, and three outdoor terraces boasting panoramic views across London.



Beyond wellness and leisure, residents enjoy a 24-hour concierge, secure entry, private cinema and screening room, beautifully landscaped gardens, and limited secure parking. South Quay DLR is just 0.2 miles away, putting Canary Wharf and the rest of the city within effortless reach. Images for illustration purposes of a similar apartment in the building.

Amory Tower isn't just a place to live - it's a lifestyle upgrade.

**Description**



**Situation**

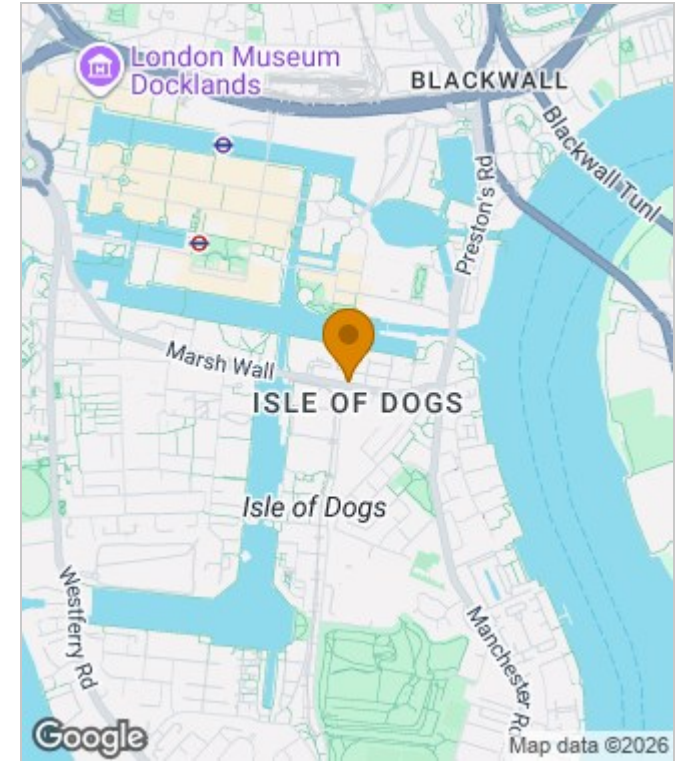


Furnished  
Council Tax Band: B  
Available:

## Floor Plans



## Area Map



## Energy Performance Graph

| Energy Efficiency Rating                    |  | Current                 | Potential |
|---|--|-------------------------|-----------|
| Very energy efficient - lower running costs |  |                         |           |
| (92 plus) A                                 |  |                         |           |
| (81-91) B                                   |  | 84                      | 84        |
| (69-80) C                                   |  |                         |           |
| (55-68) D                                   |  |                         |           |
| (39-54) E                                   |  |                         |           |
| (21-38) F                                   |  |                         |           |
| (1-20) G                                    |  |                         |           |
| Not energy efficient - higher running costs |  |                         |           |
| <b>England &amp; Wales</b>                  |  | EU Directive 2002/91/EC |           |

These particulars, whilst believed to be accurate are set out as a general outline only for guidance and do not constitute any part of an offer or contract. Intending purchasers should not rely on them as statements of representation of fact, but must satisfy themselves by inspection or otherwise as to their accuracy. No person in this firm's employment has the authority to make or give any representation or warranty in respect of the property.